


Going to Wild Lights


1.



Wild Lights tickets booked.

***If availing of a carer's ticket, please bring relevant ID.**

2.



Bag with snacks, drinks bottle, comfort item and sunglasses.

3.




Drive to Dublin Zoo. Make sure you only arrive at your booked timeslot.

4.



Park in one of the Phoenix Park's car parks, close to Dublin Zoo.

5.



Walk to the Dublin Zoo entrance with your ticket and get ready for it to be scanned.

6.



Walk through the Wild Lights entrance and make sure to get a wristband and complete it with carer's details.

7.



Explore Wild Lights at your own pace. There are three pathways with exciting lanterns!


8.



Find the nocturnal keepers! These are little gnomes that care for the magical creatures in the Zoo at night!

Leaving Wild Lights

1.



Make sure you have all your belongings!

2.



Leave Wild Lights through the exit turnstiles.

3.



Walk back to the car park and find your car.

4.



Get in your car and get ready to drive home.



Done.

We hope you had a fantastic time exploring 'The Enchanted Zoo' at Dublin Zoo's Wild Lights!